

## PREDICTING THE REFLECTION: CHALLENGE 3

This is a prediction game.

You are going to predict what something will look like in a mirror and then try it out, to see if you were right.

You can repeat what you did in the 'mirror writing' and 'mirror shapes' activities but, this time, before you use the mirror try to draw what you think will happen. Then check.

### **MIRROR WRITING**

Work with a partner.

Each of you writes down a word, with no more than six letters, in CAPITALS.

Swap and write down what you think your partner's word will look like in a mirror.

When you have written your predictions, use the mirror to check if you were right.

### **MIRROR SHAPES**

Now repeat the activity, drawing a shape instead of writing a word.

## PREDICTING THE REFLECTION: CHALLENGE 3

Look carefully at each word.

Predict what you think it will look like in a mirror.

Write down your answer and then check.

HOW

Put the mirror  
on this line.

Write your  
prediction on  
this side of  
the mirror.

HELLO

Put the mirror  
on this line.

Write your  
prediction on  
this side of  
the mirror.

OPEN

Put the mirror  
on this line.

Write your  
prediction on  
this side of  
the mirror.

## PREDICTING THE REFLECTION: CHALLENGE 3

APPLE

Put the mirror  
on this line.

Write your  
prediction on  
this side of  
the mirror.

MUCH

Put the mirror  
on this line.

Write your  
prediction on  
this side of  
the mirror.

BILLY

Put the mirror  
on this line.

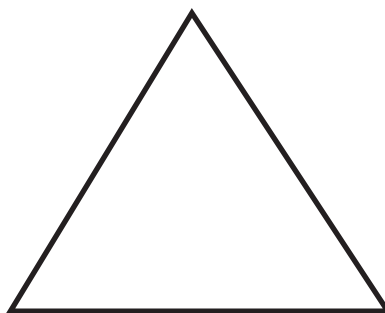
Write your  
prediction on  
this side of  
the mirror.

# PREDICTING THE REFLECTION: CHALLENGE 3



Put the mirror on this line.

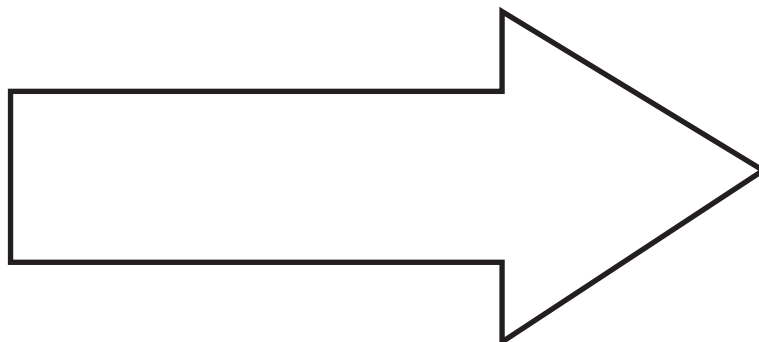
Write your prediction on this side of the mirror.



Put the mirror on this line.

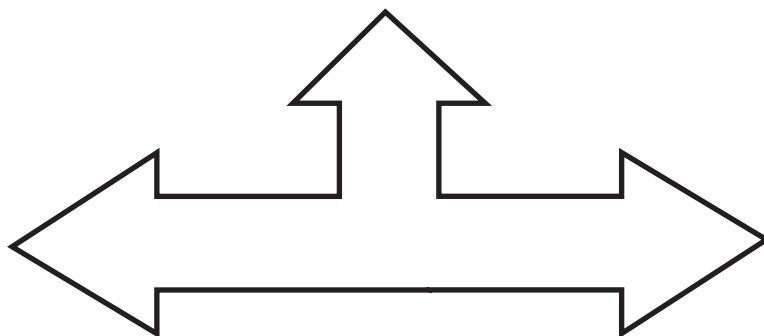
Write your prediction on this side of the mirror.

# PREDICTING THE REFLECTION: CHALLENGE 3



Put the mirror on this line.

Write your prediction on this side of the mirror.



Put the mirror on this line.

Write your prediction on this side of the mirror.